



Outcomes Associated With Apixaban Use in Patients With End-Stage Kidney Disease and Atrial Fibrillation in the United States

Editorials, see p 1530 and p 1534

BACKGROUND: Patients with end-stage kidney disease (ESKD) on dialysis were excluded from clinical trials of direct oral anticoagulants for atrial fibrillation (AF). Recent data have raised concerns regarding the safety of dabigatran and rivaroxaban, but apixaban has not been evaluated despite current labeling supporting its use in this population. The goal of this study was to determine patterns of apixaban use and its associated outcomes in dialysis-dependent patients with ESKD and AF.

METHODS: We performed a retrospective cohort study of Medicare beneficiaries included in the United States Renal Data System (October 2010 to December 2015). Eligible patients were those with ESKD and AF undergoing dialysis who initiated treatment with an oral anticoagulant. Because of the small number of dabigatran and rivaroxaban users, outcomes were only assessed in patients treated with apixaban or warfarin. Apixaban and warfarin patients were matched (1:3) based on prognostic score. Differences between groups in survival free of stroke or systemic embolism, major bleeding, gastrointestinal bleeding, intracranial bleeding, and death were assessed using Kaplan–Meier analyses. Hazard ratios (HRs) and 95% CIs were derived from Cox regression analyses.

RESULTS: The study population consisted of 25 523 patients (45.7% women; 68.2±11.9 years of age), including 2351 patients on apixaban and 23 172 patients on warfarin. An annual increase in apixaban prescriptions was observed after its marketing approval at the end of 2012, such that 26.6% of new anticoagulant prescriptions in 2015 were for apixaban. In matched cohorts, there was no difference in the risks of stroke/systemic embolism between apixaban and warfarin (HR, 0.88; 95% CI, 0.69–1.12; $P=0.29$), but apixaban was associated with a significantly lower risk of major bleeding (HR, 0.72; 95% CI, 0.59–0.87; $P<0.001$). In sensitivity analyses, standard-dose apixaban (5 mg twice a day; $n=1034$) was associated with significantly lower risks of stroke/systemic embolism and death as compared with either reduced-dose apixaban (2.5 mg twice a day; $n=1317$; HR, 0.61; 95% CI, 0.37–0.98; $P=0.04$ for stroke/systemic embolism; HR, 0.64; 95% CI, 0.45–0.92; $P=0.01$ for death) or warfarin (HR, 0.64; 95% CI, 0.42–0.97; $P=0.04$ for stroke/systemic embolism; HR, 0.63; 95% CI, 0.46–0.85; $P=0.003$ for death).

CONCLUSIONS: Among patients with ESKD and AF on dialysis, apixaban use may be associated with a lower risk of major bleeding compared with warfarin, with a standard 5 mg twice a day dose also associated with reductions in thromboembolic and mortality risk.

Konstantinos C. Siontis, MD
Xiaosong Zhang, MS
Ashley Eckard, MS
Nicole Bhawe, MD
Douglas E. Schaebel, PhD
Kevin He, PhD
Anca Tilea, MPH
Austin G. Stack, MBBCh, MSc
Rajesh Balkrishnan, PhD
Xiaoxi Yao, PhD
Peter A. Noseworthy, MD
Nilay D. Shah, PhD
Rajiv Saran, MD
Brahmajee K. Nallamothu, MD, MPH

Key Words: atrial fibrillation
■ anticoagulation ■ bleeding ■ dialysis
■ stroke prevention

Sources of Funding, see page 1528

© 2018 American Heart Association, Inc.

<https://www.ahajournals.org/journal/circ>

Clinical Perspective

What Is New?

- The outcomes of apixaban use in patients on dialysis are unknown.
- In this retrospective, prognostic score-matched analysis of Medicare beneficiaries with end-stage kidney disease on dialysis and atrial fibrillation, apixaban was associated with lower rates of major bleeding compared with warfarin, whereas there was no difference in stroke or systemic embolism.
- Patients on standard-dose apixaban (5 mg) had lower rates of stroke and death compared with those on reduced dose apixaban (2.5 mg).

What Are the Clinical Implications?

- Apixaban may be associated with superior safety and comparable effectiveness outcomes as warfarin in patients with AF on dialysis.
- These findings require confirmation in randomized trials.

End-stage kidney disease (ESKD) increases thromboembolic risk among patients with atrial fibrillation (AF),¹ and AF has been associated with poor outcomes in ESKD.^{2,3} However, the prevention of AF-related morbidity in the dialysis-dependent ESKD population is challenging. Use of warfarin in patients on dialysis may be associated with higher rates of bleeding compared with other populations, and some observational studies have even questioned its overall effectiveness in preventing strokes in patients with AF on dialysis.^{4,5} Thus, uncertainty remains regarding the optimal utilization of anticoagulation for stroke prophylaxis in patients with ESKD and AF.

The direct oral anticoagulants (DOAC) have changed the landscape of stroke prevention in AF in the general population, and these drugs have been widely adopted in recent years.^{6,7} However, DOACs have varying degrees of renal clearance, and their safety and effectiveness in ESKD are uncertain. The pivotal trials that were the basis of the US Food and Drug Administration approval of DOACs in the United States did not enroll patients with ESKD.⁸⁻¹¹ Therefore, use of DOACs for AF in patients with ESKD on dialysis is not endorsed by US or European professional guidelines, and warfarin remains the recommended agent for those considered suitable for anticoagulation.¹²⁻¹⁴ Early data suggest, however, that off-label use of dabigatran and rivaroxaban in patients on dialysis is occurring in routine clinical practice and may be associated with adverse outcomes.¹⁵ No data regarding the utilization of apixaban and its associated clinical outcomes exist to date. However, based on pharmacokinetic data, the US Food

and Drug Administration approved an updated labeling recommending standard-dose apixaban in patients on hemodialysis.

Accordingly, goals of the present study were to (1) characterize contemporary use of apixaban in patients with AF and ESKD undergoing dialysis in the United States, and (2) determine its associations with measures of clinical safety and effectiveness in this population as compared with warfarin.

METHODS

The data, analytic methods, and study materials will not be made available to other researchers for purposes of reproducing the results or replicating the procedure. This study was performed under the US Renal Data System (USRDS) Coordinating Center contract with the National Institutes of Health/National Institute of Diabetes and Digestive and Kidney Diseases; research being performed as part of the contract has been approved by the University of Michigan Institutional Review Board. Because data for the USRDS components are collected by federal mandate, there are no individual patient consent requirements.

Data Source and Study Population

The study population was derived from the USRDS, a national system that collects, analyzes, and distributes information about chronic kidney disease, including ESKD, in the United States. Among patients with ESKD included in the USRDS, we used Medicare Part D prescription information to identify patients who were prescribed dabigatran, rivaroxaban, apixaban, or warfarin between October 2010 (coinciding with the initial approval of dabigatran) and December 2015. We restricted the population to patients with (1) continuous Medicare Parts A, B, and D enrollment, and (2) Medicare as primary insurer in the 12 months before the first anticoagulant prescription. Furthermore, we identified eligible patients with an inpatient or outpatient International Classification of Diseases, Ninth or Tenth Revisions diagnosis code for AF or atrial flutter¹⁶ (collectively referred to as AF in this study) during the same period, excluding patients with mitral stenosis or heart valve replacement/repair procedure before the anticoagulant prescription in accordance with the 2014 American College of Cardiology/American Heart Association/Heart Rhythm Society definition of valvular AF.¹² Although the DOACs are emerging as safe and effective in patients with repaired or bioprosthetic heart valves,¹⁷ we excluded these patients because data supporting their use in this population arose in or after 2015. Thus, these patients may have been more likely to receive warfarin rather than DOACs during the period of this study.

We only included patients with AF diagnosis within 1 year before the anticoagulant prescription and excluded patients with an anticoagulant prescription 1 year to 30 days before their first AF diagnosis to exclude anticoagulation prescriptions for indications other than AF. For example, patients with a remote diagnosis claim for AF that was isolated and nonrecurrent (such as a perioperative AF episode) may have been prescribed anticoagulation subsequently for another indication. The requirement for temporal proximity of the AF diagnosis and the anticoagulation start also increases the specificity of

the diagnosis claims-based approach for definition of the AF cohort. Finally, we restricted the eligible population to patients who were on dialysis (intermittent hemodialysis or peritoneal dialysis) at the time of the anticoagulation prescription (see [Table 1](#) and [Figure 1](#) in the online-only Data Supplement for further details on the cohort-selection process).

Because we identified a small number of patients with dabigatran (n=260) and rivaroxaban (n=328) prescriptions and because the outcomes with the use of these medications in patients on dialysis have been previously addressed,¹⁵ we restricted our analyses to comparisons of apixaban and warfarin only.

Baseline Variables

Using the CMS-2728 ESKD Medical Evidence form, we documented characteristics of ESKD care, such as number of years on dialysis, duration of pre-ESKD nephrology care, and type of medical coverage (private versus nonprivate). Comorbidities were ascertained based on International Classification of Diseases, Ninth and Tenth Revisions diagnosis codes from Medicare Parts A and B claims (1 inpatient or 2 outpatient claims within 1 year before the anticoagulation prescription), and the use of 16 classes of concomitant medications was documented by using Part D prescription information. Baseline medications were considered as concomitant if a patient had residual supply (based on fill date and available number of refills) at the time of the initial anticoagulation prescription. It is important to note that aspirin is not captured accurately in prescriptions claims because many patients obtain aspirin over the counter; therefore, use of aspirin was unavailable.

Follow-Up and Outcome Definitions

The date of the initial anticoagulation prescription was considered time 0 for this analysis. To maximize capture of new apixaban prescriptions, patients who were originally prescribed warfarin and then switched to apixaban were only included in the apixaban group with time 0 the date of the first apixaban prescription. Patients were followed until study end (December 31, 2015) or until death or censoring. Patients were censored at follow-up for the following reasons: expiration of anticoagulation prescription or >30-day gap between prescription refills (accounting for total days and number of refills supplied); discontinuation of dialysis because of kidney function recovery or kidney transplantation (unless a patient died within 21 days of dialysis discontinuation, in which case it was considered a death rather than censored event); switch from apixaban to warfarin or to a different DOAC; lapse of Medicare Part A, B, or D enrollment or lapse of Medicare as primary payer status; and incidence of a heart valve diagnosis or procedure code any time after time 0.

We assessed the following incident outcomes after time 0 using inpatient claims in the primary or secondary diagnosis position: ischemic stroke or systemic embolism (SE), whichever occurred first; major bleeding; gastrointestinal (GI) bleeding; intracranial bleeding; and death. Bleeding was considered major when it was associated with a critical site code (such as intracranial), need for blood product transfusion based on a procedure code during the same admission, or death.^{18,19} Further details on diagnosis codes and outcomes definitions are provided in [Table 1](#) in the online-only Data Supplement.

Statistical Analysis

We report the overall number of eligible patients with AF on dialysis prescribed anticoagulants, and we present trends of new apixaban prescriptions per year relative to dabigatran, rivaroxaban, and warfarin over the study period. Categorical variables are reported as frequencies and percentages, whereas continuous variables are reported as means and standard deviations.

To account for differences in patient characteristics that may affect the decision to prescribe apixaban rather than warfarin, we constructed matched cohorts for apixaban and warfarin. Matching was based on the prognostic score,²⁰ the outcome-based analog of the propensity score. For each patient, a score is computed that reflects outcome risk as a function of the adjustment covariates (and independent of treatment status). We used prognostic score matching given its straightforward implementation in regression modeling.^{21,22} For a given outcome, the prognostic score was obtained from a regression model that included all available baseline variables ([Table 1](#)) and was fit to patients in the warfarin group (ie, control group cohort). Each patient on apixaban was then matched to 3 patients on warfarin using nearest neighborhood caliper matching with a caliper equal to 0.1 of the standard deviation of the prognostic score. Survival free of an event in the matched apixaban and warfarin groups was represented with Kaplan–Meier curves and compared with log-rank testing, treating death as a competing outcome. For each outcome, we calculated hazard ratios (HRs) and 95% CIs from univariable Cox regression analyses for the association between the prescribed anticoagulant and the time to event in the matched apixaban and warfarin cohorts. Anticoagulant group was the only predictor variable in these analyses. All outcome analyses were on treatment as patients were censored if they switched from apixaban to warfarin or another DOAC.

The main analysis was performed in prognostic score-matched cohorts. In a secondary analysis, the comparison between apixaban and warfarin for the outcomes of interest was also performed with multivariable Cox regression analysis in the overall (unmatched) apixaban and warfarin cohorts. All baseline variables listed in [Table 1](#) were included as covariates in that multivariable model. In addition, because some patients in the apixaban group may have been originally prescribed warfarin and then switched to apixaban, we performed a sensitivity analysis that excluded these patients from the apixaban group.

Analyses were performed in R Statistical Software version 3.4.1 (Foundation for Statistical Computing) and Stata version 14.1 (StataCorp). $P < 0.05$ was considered statistically significant.

Subgroup and Dose-Specific Analyses

We performed prespecified subgroup analyses for the comparisons of apixaban versus warfarin defined by the following variables: age (≥ 75 or < 75 years), sex, diabetes mellitus, history of cerebrovascular accident, history of major bleeding, obesity, dialysis modality, and possible interacting medications.²³ In an exploratory and prespecified sensitivity analysis, we investigated the comparative associations of the standard (5 mg) apixaban dose and the reduced (2.5 mg) dose. Similarly to the main analysis, each dose-specific apixaban cohort was

Table 1. Baseline Characteristics in the Overall Eligible Population

Variable	Overall (n=25 523)	Apixaban (n=2351)	Warfarin (n=23 172)
Demographics			
Age, y	68.22 (11.89)	68.87 (11.49)	68.15 (11.93)
Male	13 852 (54.3)	1280 (54.4)	12 572 (54.3)
Race			
White	16 837 (66.0)	1595 (67.8)	15 242 (65.8)
Black	7458 (29.2)	604 (25.7)	6,854 (29.6)
Other	1228 (4.8)	152 (6.5)	1076 (4.6)
Nephrology care			
Dialysis modality			
Hemodialysis	24 146 (94.6)	2216 (94.3)	21 930 (94.6)
Peritoneal dialysis	1377 (5.4)	135 (5.7)	1242 (5.4)
Time on dialysis, y			
<1	7196 (28.2)	656 (27.9)	6540 (28.2)
1 to <2	2949 (11.6)	240 (10.2)	2709 (11.7)
2 to <3	2759 (10.8)	256 (10.9)	2503 (10.8)
≥3	12 619 (49.4)	1199 (51.0)	11 420 (49.3)
Private insurance	3898 (15.3)	416 (17.7)	3482 (15.0)
Pre-ESKD nephrology care, mo			
None	12 010 (47.1)	1012 (43.0)	10 998 (47.5)
<6	2842 (11.1)	283 (12.0)	2559 (11.0)
6 to <12	4374 (17.1)	422 (17.9)	3952 (17.1)
≥12	6297 (24.7)	634 (27.0)	5663 (24.4)
Comorbidities			
Hypertension	25 421 (99.6)	2342 (99.6)	23 079 (99.6)
Cerebrovascular event*	8461 (33.2)	778 (33.1)	7683 (33.2)
Diabetes mellitus	19 121 (74.9)	1773 (75.4)	17 348 (74.9)
Congestive heart failure	19 827 (77.7)	1868 (79.5)	17 959 (77.5)
Sudden cardiac death/ ventricular arrhythmia	3339 (13.1)	279 (11.9)	3060 (13.2)
Peripheral arterial disease	11 521 (45.1)	1084 (46.1)	10 437 (45.0)
Smoking	9797 (38.4)	978 (41.6)	8819 (38.1)
Hypothyroidism	461 (1.8)	90 (3.8)	371 (1.6)
Liver disease	2580 (10.1)	221 (9.4)	2359 (10.2)
Obesity	5526 (21.7)	590 (25.1)	4936 (21.3)
Venous thromboembolism	4658 (18.3)	279 (11.9)	4379 (18.9)
Cancer	3848 (15.1)	330 (14.0)	3518 (15.2)
Anemia	25 336 (99.3)	2334 (99.3)	23 002 (99.3)
Myocardial infarction	6850 (26.8)	632 (26.9)	6218 (26.8)
Sleep apnea	5399 (21.2)	550 (23.4)	4849 (20.9)
Prior major bleeding	2536 (9.9)	217 (9.2)	2319 (10.0)
Prior gastrointestinal bleeding	2966 (11.6)	249 (10.6)	2717 (11.7)
CHA ₂ DS ₂ -VASc score	5.24 (1.79)	5.27 (1.77)	5.24 (1.79)
Baseline medications			
Statin	6174 (24.2)	553 (23.5)	5621 (24.3)

(Continued)

Table 1. Continued

Variable	Overall (n=25 523)	Apixaban (n=2351)	Warfarin (n=23 172)
Nonstatin lipid lowering	649 (2.5)	44 (1.9)	605 (2.6)
Angiotensin-converting enzyme inhibitor	3195 (12.5)	213 (9.1)	2982 (12.9)
Angiotensin receptor blocker	1474 (5.8)	156 (6.6)	1318 (5.7)
β-Blocker	10 645 (41.7)	925 (39.3)	9720 (41.9)
Calcium channel blocker	5946 (23.3)	530 (22.5)	5416 (23.4)
Diuretic	2329 (9.1)	214 (9.1)	2115 (9.1)
Other antihypertensive	3689 (14.5)	332 (14.1)	3357 (14.5)
Antiarrhythmics	5616 (22.0)	538 (22.9)	5078 (21.9)
Antianginal vasodilator	2365 (9.3)	206 (8.8)	2159 (9.3)
Antiplatelet†	1866 (7.3)	154 (6.6)	1,712 (7.4)
Nonsteroidal antiinflammatory drugs	357 (1.4)	32 (1.4)	325 (1.4)
Insulin	3419 (13.4)	283 (12.0)	3136 (13.5)
Noninsulin diabetes mellitus drug	1320 (5.2)	126 (5.4)	1194 (5.2)
Proton pump inhibitor	5036 (19.7)	408 (17.4)	4628 (20.0)
Antidepressant	3787 (14.8)	307 (13.1)	3480 (15.0)

Categorical variables are shown as n (%). Continuous variables are shown as mean (standard deviation). None of the listed variables had a standardized mean difference >0.2 between the apixaban and warfarin groups. ESKD indicates end-stage kidney disease.

*Seven (0.3%) patients in the apixaban group and 57 (0.2%) patients in the warfarin group had hemorrhagic events. All other patients had ischemic events.

†Clopidogrel (94.4%), prasugrel (2%), ticagrelor (1.7%), dipyridamole (1.7%), and ticlopidine (0.2%).

matched separately to a warfarin cohort (apixaban:warfarin 1:3) using a prognostic score for each outcome.

In the subgroup and dose-specific analyses, association estimates were obtained from univariable Cox regression analyses, with anticoagulant drug exposure as the only predictor variable. The association estimates between each subgroup and between the apixaban 5 mg versus warfarin and apixaban 2.5 mg versus warfarin analyses for each outcome were compared using interaction testing based on the Cochran's Q heterogeneity statistic. Because of the multiple tested comparisons, a *P* value of <0.05 (rather than the more common *P*<0.10 for this test) was considered statistically significant (ie, indicating that the associations of apixaban as compared with warfarin are different in the examined treatment groups). Further, we also performed a direct comparison of the 2 doses restricted to the patients on apixaban by fitting a multivariable Cox regression model, including the apixaban dose as a predictor variable along with age, sex, prior cerebrovascular accident, and prior major bleeding as covariates.

RESULTS

Study Population and Trends of DOAC Use

A total of 26 111 patients with ESKD on dialysis and a diagnosis of AF were prescribed an oral anticoagulant during the study period. A detailed description

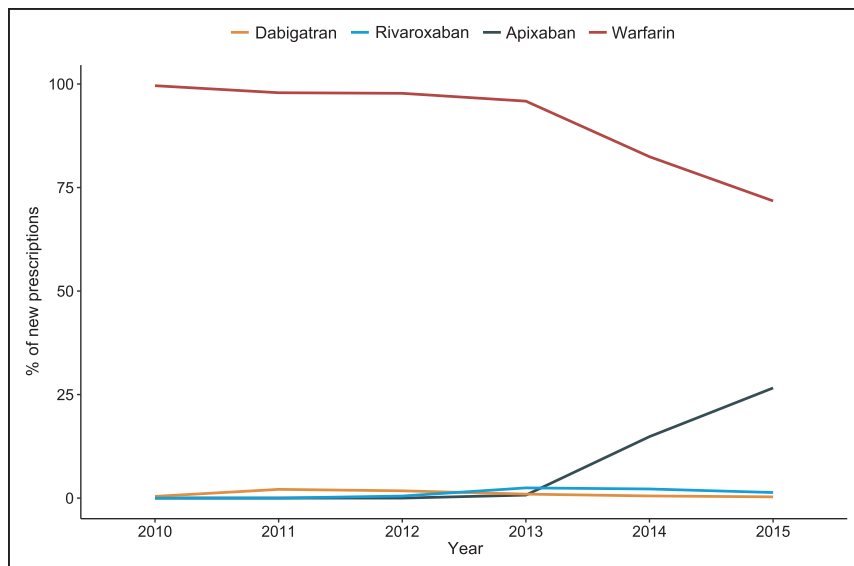


Figure 1. Trends in new oral anticoagulant prescriptions in patients with ESKD and AF on dialysis in the United States (2010–2015). AF indicates atrial fibrillation; and ESKD, end-stage kidney disease.

of the cohort selection process is shown in [Figure I in the online-only Data Supplement](#). In 2013, shortly after the approval of apixaban for patients with AF in the United States, there was a significant increase in the number of new DOAC prescriptions per year, predominantly apixaban, with a corresponding decline in warfarin use (Figure 1). As a result, 26.6% of new anticoagulation prescriptions in 2015 were for apixaban. Overall, 2939 patients (11.3% of anticoagulated patients) received a DOAC, with apixaban being the most commonly prescribed DOAC, followed by rivaroxaban and dabigatran. Further analysis and reporting of results in this study focuses on the 25 523 patients who were prescribed apixaban ($n=2351$, 9.2%) or warfarin ($n=23\ 172$, 90.8%).

The mean age of the study population was 68.2 ± 11.9 years, and 13 852 (54.3%) patients were male (Table 1). A minority of patients underwent peritoneal dialysis ($n=1377$; 5.4%), whereas the rest were on hemodialysis. A total of 8461 (33.2%) patients had a prior cerebrovascular accident, and 2536 (9.9%) patients had prior major bleeding. The mean CHA₂DS₂-VASc score was 5.2 ± 1.8 .

Outcomes

Table II in the [online-only Data Supplement](#) shows the baseline characteristics of the apixaban and warfarin cohorts after matching was performed based on prognostic scores specific to each outcome, whereas the distributions of the prognostic scores before and after cohort matching are shown in [Figure II in the online-only Data Supplement](#). In addition, [Tables III and IV in the online-only Data Supplement](#) demonstrate that the baseline characteristics and event rates of the warfarin group in the study years 2010 to 2012 were not different from those in the period 2013 to 2015 (ie, the

period coinciding with the start and uptake of apixaban prescriptions).

In the matched cohorts of apixaban ($n=2351$) and warfarin ($n=7053$), the rates of censoring because of expiration of the prescription or >30-day gap between prescriptions were high in both the apixaban and warfarin groups (62.4% and 72.5%, respectively). The majority of these censorings occurred in the first 12 months after the prescription (60.9% and 66.4%, respectively), whereas another 5.6% and 8.9% of patients in the apixaban and warfarin groups, respectively, died in the first 12 months. The average time on apixaban was 105 days, and the average time on warfarin was 157 days before death or censoring.

The event rates for stroke/SE were 12.4 and 11.8 per 100 patient-years for the apixaban and warfarin groups, respectively, with no difference in survival free of stroke/SE between groups (log-rank $P=0.29$; Figure 2). In Cox regression analyses treating death as a competing risk, the HR (95% CI) for apixaban versus warfarin was 0.88 (0.69–1.12; $P=0.29$) for stroke/SE (Table 2). The event rates for major bleeding were 19.7 and 22.9 per 100 patient-years for the apixaban and warfarin groups, respectively (HR, 0.72 favoring apixaban; 95% CI, 0.59–0.87; $P<0.001$). In addition, there was a nonsignificant trend toward less GI bleeding in the apixaban group (HR, 0.86; 95% CI, 0.72–1.02; $P=0.09$). No significant difference between the 2 groups was detected for intracranial bleeding (3.1 and 3.5 per 100 patient-years for apixaban and warfarin, respectively) with imprecise association estimate (HR, 0.79; 95% CI, 0.49–1.26; $P=0.32$). Finally, apixaban was associated with a nonsignificant trend toward reduced mortality risk (HR, 0.85; 95% CI, 0.71–1.01; $P=0.06$). Similar results were produced when an analysis was performed with multivariable Cox regression modeling in the overall (unmatched)

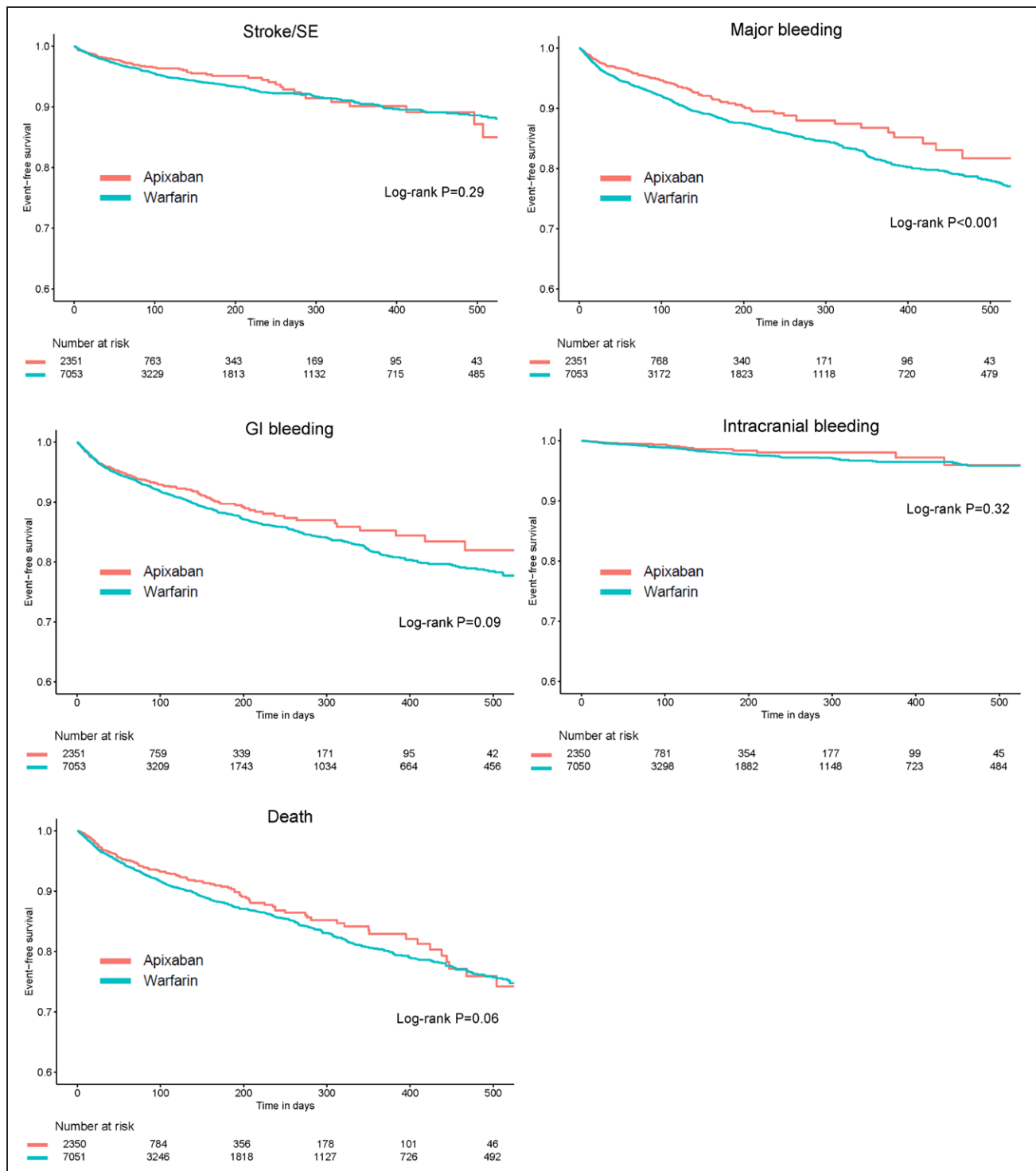


Figure 2. Kaplan–Meier survival curves for the apixaban group and a prognostic score–matched warfarin cohort for stroke/SE, major bleeding, GI bleeding, intracranial bleeding, and death.

GI indicates gastrointestinal; and SE, systemic embolism.

apixaban and warfarin cohorts (Table V in the online-only Data Supplement). Results were also similar when 580 (24.7%) patients who were originally prescribed warfarin and then switched to apixaban were excluded from the apixaban group (Table VI in the online-only Data Supplement).

Results of predefined subgroup analyses were generally consistent with the main analysis across outcomes. We did not detect any significant differences in the associations of apixaban versus warfarin in any of the subgroups (Table VII in the online-only Data Supplement).

Table 2. Event Rates and Association Estimates From Cox Regression Analyses in Prognostic Score–Matched Cohorts of Apixaban and Warfarin

Outcome	Overall	Apixaban	Warfarin	Hazard Ratio (95% CI)	P Value
Stroke/systemic embolism					
No. of patients	9404	2351	7053	0.88 (0.69–1.12)	0.29
No. of events	454	81	373		
Event rate per 100 PY	11.9	12.4	11.8		
Major bleeding					
No. of patients	9404	2351	7053	0.72 (0.59–0.87)	<0.001
No. of events	844	129	715		
Event rate per 100 PY	22.3	19.7	22.9		
Gastrointestinal bleeding					
No. of patients	9404	2351	7053	0.86 (0.72–1.02)	0.09
No. of events	865	155	710		
Event rate per 100 PY	23.4	23.8	23.4		
Intracranial bleeding					
No. of patients	9400	2350	7050	0.79 (0.49–1.26)	0.32
No. of events	132	21	111		
Event rate per 100 PY	3.4	3.1	3.5		
Death					
No. of patients	9404	2351	7053	0.85 (0.71–1.01)	0.06
No. of events	912	159	753		
Event rate per 100 PY	24.7	23.7	24.9		

HR indicates hazard ratio; and PY, patient-years. Association estimates are derived from univariable Cox regression analyses with drug exposure (apixaban or warfarin) as the only predictor variable. Hazard ratio <1 favors apixaban.

Apixaban Dosing

In the apixaban group, 1034 (44%) patients were prescribed the standard dose (5 mg twice a day), and 1317 (56%) patients were prescribed the reduced dose (2.5 mg twice a day). Characteristics of patients prescribed the standard and reduced apixaban doses are shown in Table VIII in the online-only Data Supplement.

The number of events and event rates for each outcome in the matched cohorts of the dose-specific apixaban analyses are shown in Table IX in the online-only Data Supplement. In matched cohorts of apixaban 5 mg twice a day and warfarin, apixaban was associated with statistically significantly lower risks of incident stroke/SE (HR, 0.64; 95% CI, 0.42–0.97; $P=0.04$), major bleeding (HR, 0.71; 95% CI, 0.53–0.95; $P=0.02$), and death (HR, 0.63; 95% CI, 0.46–0.85; $P=0.003$). In matched cohorts of apixaban 2.5 mg twice a day and warfarin, apixaban was associated with a lower risk of major bleeding (HR, 0.71; 95% CI, 0.56–0.91; $P=0.007$), but there were no differences for stroke/SE (HR, 1.11; 95% CI, 0.82–1.50; $P=0.49$) or death (HR, 1.07; 95% CI, 0.87–1.33; $P=0.52$). Neither standard nor reduced apixaban doses were associated with significant differences for GI or intracranial bleeding as compared with warfarin (Figure 3). Differences of association estimates in the dose-specific analyses of apixaban versus warfa-

rin were statistically significant for stroke/SE and death, indicating greater benefit for these outcomes with the standard as compared with the reduced apixaban dose (P -for-interaction=0.035 for stroke/SE and 0.005 for death). There was no difference between the 2 doses for major bleeding (P -for-interaction=0.99), GI bleeding (P -for-interaction=0.32), or intracranial bleeding (P -for-interaction=0.14).

In multivariable Cox regression analyses restricted to patients receiving apixaban and including dose as a predictor variable, the standard dose of apixaban was associated with lower risks of stroke/SE (HR, 0.61; 95% CI, 0.37–0.98; $P=0.04$) and death (HR, 0.64; 95% CI, 0.45–0.92; $P=0.01$) compared with the reduced dose. There were no differences for major bleeding, GI bleeding, or intracranial bleeding between doses (Table X in the online-only Data Supplement).

DISCUSSION

In this observational study of >25 000 patients with AF on dialysis from the nationwide USRDS, we found that DOACs were increasingly utilized despite a paucity of evidence on their safety and effectiveness in this population. This increase was largely driven by a sharp rise in prescriptions for apixaban since its approval in late

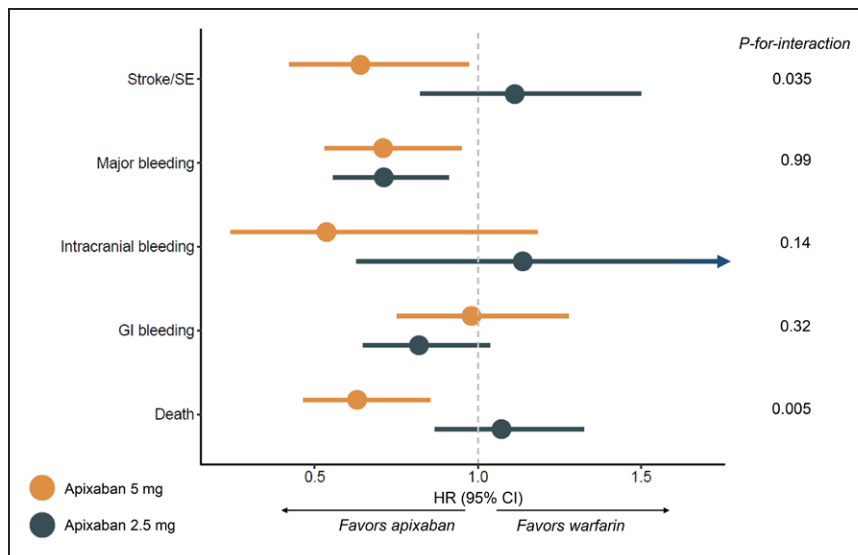


Figure 3. Association estimates from dose-specific comparisons of apixaban versus warfarin.

Hazard ratios and 95% CIs are derived from Cox regression analyses in prognostic score-matched cohorts of apixaban 2.5 mg and apixaban 5 mg doses to warfarin. GI indicates gastrointestinal; HR, hazard ratio; and SE, systemic embolism.

2012. Furthermore, we demonstrate for the first time in an ESKD population that apixaban use (unlike other DOACs) was associated with a lower risk of major bleeding compared with warfarin, although the absolute rates of bleeding were high in both groups. Apixaban 5 mg twice a day, but not the 2.5 mg twice a day dose, was also associated with lower risks of thromboembolism and death compared with warfarin, whereas there was no difference in the lowering of major bleeding risk between the 2 doses. Discontinuation rates were high, and about two-thirds of patients in each group were no longer taking the anticoagulant 12 months after the initial prescription.

For decades, warfarin has been the mainstay of thromboembolic stroke prevention in patients with AF on dialysis considered eligible for anticoagulation. However, patients on dialysis are at increased risk of treatment-related bleeding likely because of underlying platelet dysfunction, and warfarin may not confer a thromboembolic risk reduction of the same magnitude as in patients without ESKD.^{4,5} The DOACs were shown to have a more favorable bleeding risk profile compared with warfarin in clinical trials and real-world analyses in patients without ESKD, so there is reason to anticipate that these benefits may extend to those with ESKD.^{8–10,24,25} However, they have varying degrees of renal clearance, and there are no data from randomized trials regarding their outcomes in patients with ESKD. Nevertheless, a study utilizing the Fresenius Medical Care North America ESKD database reported that some patients on dialysis received off-label dabigatran or rivaroxaban shortly after their marketing approval in the United States, and their use in this population was associated with poor outcomes.¹⁵

In contrast to dabigatran and rivaroxaban, apixaban is less dependent on renal elimination ($\approx 27\%$) and is labeled for use in ESKD. In the seminal ARISTOTLE trial

(Apixaban for Reduction in Stroke and Other Thromboembolic Events in Atrial Fibrillation), apixaban was associated with lower risks of stroke, bleeding, and death compared with warfarin. However, patients with ESKD were excluded from ARISTOTLE.¹⁰ The only evidence to guide the use of apixaban in ESKD stems from a pharmacokinetic study where 8 patients on hemodialysis and 8 normal subjects were administered apixaban 5 mg resulting in comparable maximum blood concentrations and antifactor Xa activity. This study was too small to assess safety or effectiveness outcomes.²⁶ Based on pharmacokinetic data alone, the US Food and Drug Administration approved an updated dosing recommendation for apixaban 5 mg twice daily in patients with ESKD on hemodialysis. The 2014 American College of Cardiology/American Heart Association/Heart Rhythm Society AF guidelines do not make a recommendation for or against apixaban in patients with ESKD,¹² whereas the respective European guidelines recommend against DOACs in this setting.^{13,14} Despite the paucity of data and guideline recommendations, we observed a steep rise in apixaban prescriptions shortly after its approval, such that it accounted for $\approx 25\%$ of new anticoagulation prescriptions for patients with ESKD in 2015.

This study is the first investigation of the potential safety and effectiveness of apixaban in patients with ESKD on dialysis. In our main analysis comprising any apixaban dose, apixaban users had an $\approx 30\%$ reduced risk of major bleeding compared with a matched cohort of warfarin-treated patients. The benefit associated with apixaban use in reducing major bleeding events is consistent with the findings of the ARISTOTLE trial of patients with AF without ESKD, in terms of both the direction and magnitude of effect (HR, 0.69; 95% CI, 0.60–0.80, for apixaban versus warfarin in ARISTOTLE).¹⁰ Further, a secondary analysis of ARISTOTLE demonstrated that, although bleeding rates were higher

among patients with kidney dysfunction, the relative risk reduction of major bleeding with apixaban versus warfarin was greater among the patients in the lowest estimated glomerular filtration rate category (≤ 50 mL/min, non-ESKD).²⁷ Thus, the comparative safety of apixaban may be more pronounced in patients with more advanced kidney dysfunction. Apixaban appears to be safer across the spectrum of kidney function categories, possibly owing to its predominantly nonrenal elimination. The results of the current analysis are in contradistinction to the bleeding-related morbidity and mortality attributed to dabigatran and rivaroxaban in a previous analysis of patients on hemodialysis,¹⁵ suggesting that the increased bleeding risk in ESKD is not a drug class effect for all DOACs.

In secondary dose-specific analyses, the standard apixaban 5 mg dose was associated with a significant risk reduction of thromboembolism as compared with warfarin. In contrast, the reduced apixaban 2.5 mg dose was not associated with a lower risk of thromboembolism as compared with warfarin. The finding of lower thromboembolic risk with the standard apixaban dose has been a consistent finding in the ARISTOTLE trial¹⁰ and real-world practice settings.²⁵ In accordance with pharmacokinetic data, these findings suggest that ESKD alone is not a sufficient indication for dose reduction of apixaban.²⁶ It is interesting to note that the standard apixaban dose was associated with a lower mortality risk compared with warfarin. Lower mortality with the standard apixaban dose compared with warfarin has been reported in ARISTOTLE (where 95.3% of patients received the standard dose) and in an observational study,²⁸ whereas another observational study did not show mortality difference with that dose.²⁹ In contrast, reduced-dose apixaban has been associated with higher mortality compared with warfarin.³⁰ It is possible that the survival benefit with standard-dose apixaban over warfarin in our study reflects the lower thromboembolic and bleeding risks with that dose. However, because of the observational nature of this analysis, residual confounding from selective prescribing of the reduced dose in patients with higher perceived bleeding risk cannot be ruled out, and the absence of an observed difference in the bleeding rates between the low-dose and standard-dose apixaban groups may be suggestive of such selective prescribing. The indications for dose reduction of apixaban in patients undergoing dialysis require further research.

Despite the favorable outcomes with apixaban as compared with warfarin, there is uncertainty regarding the net benefit of anticoagulation for stroke prevention in patients with AF on dialysis. Older observational data suggested that warfarin may be ineffective in reducing strokes in patients on hemodialysis and may even increase mortality,³¹ although recent studies have questioned this observation.³² Our analysis did not include

a group of patients not receiving any anticoagulants, and it was not designed to address the question of anticoagulation versus no anticoagulation. Such a retrospective comparison of ontreatment versus untreated groups carries significant risks of confounding that statistical adjustments or cohort matching may not eliminate completely. However, it should also be noted that bleeding rates were high even in the apixaban group. In particular, the intracranial bleeding rate of 3.1 per 100 patient-years is strikingly high in comparison with the rate of 0.33 per 100 patient-years in ARISTOTLE. Further, censoring because of expiration of anticoagulation prescription or >30-day gap between prescriptions was frequent even in the apixaban group, resulting in overall short periods of treatment. It is important to note that the short follow-up periods until censoring or death in our cohort are consistent with the only other study examining the use of DOACs (dabigatran and rivaroxaban) in patients on dialysis where the average times on dabigatran, rivaroxaban, and warfarin were 168 days, 106 days, and 175 days, respectively.¹⁵ This finding may reflect the poor tolerability of any type of anticoagulation in this population, which can also manifest as nuisance bleeding rather than major bleeding. Minor bleeding was not captured in this analysis, but it was recently reported to be as high as 20% in a general anticoagulated population.³³ Minor bleeding may be even more common and problematic in patients on dialysis who require vascular access for dialysis several times weekly. Poor adherence may have also led to high rates of censoring because of >30-day gaps in prescriptions. The real-world adherence to anticoagulants is generally poor even with DOACs.^{34,35} These issues further highlight the complexities of decision making and net benefit assessment regarding anticoagulation in patients with AF on dialysis. Future clinical trials are therefore needed to assess whether focusing on stroke reduction using apixaban or warfarin is worth the elevated risks of bleeding in this specific setting.

Other limitations of this analysis merit consideration. First, we did not have information on body weight at the time of apixaban prescription to determine the extent of inappropriate dose reduction of apixaban, which may have contributed to the lack of thromboembolic reduction benefit compared with warfarin in that subgroup.¹⁹ Second, because of the claims-based nature of our data, we could not determine the rates of adherence in the apixaban group or the time in therapeutic range in the warfarin group. In addition, we could not determine which nonoral anticoagulants were administered during dialysis or whether apixaban was routinely discontinued temporarily before a dialysis session. Finally, this analysis included only a small number of patients on peritoneal dialysis. Outcomes of warfarin therapy may be superior in peritoneal dialysis compared with hemodialysis.³⁶

In conclusion, apixaban is increasingly utilized among patients with ESKD on dialysis and AF in the United States and now accounts for more than a quarter of new anticoagulant prescriptions in this population. Apixaban may be associated with superior safety and effectiveness outcomes in this population as compared with warfarin. Although both standard- and reduced-dose apixaban were associated with lower major bleeding risks compared with warfarin, only the standard 5 mg dose was associated with reduced thromboembolic events and mortality. These findings require further investigation and confirmation in randomized controlled trials.

ARTICLE INFORMATION

Received April 13, 2018; accepted June 11, 2018.

The online-only Data Supplement is available with this article at <https://www.ahajournals.org/doi/suppl/10.1161/CIRCULATIONAHA.115.035418>.

Correspondence

Konstantinos C. Siontis, MD, University of Michigan Cardiovascular Center, CVC Cardiovascular Medicine, SPC 5869, 1500 East Medical Center Drive, Ann Arbor, MI 48109; or Rajiv Saran, MD, University of Michigan Kidney Epidemiology and Cost Center, School of Public Health I, 1415 Washington Heights, Suite 3645A, Ann Arbor, MI 48109. Email siontis.konstantinos@mayo.edu or rsaran@umich.edu

Affiliations

Department of Internal Medicine, Division of Cardiovascular Medicine (K.C.S., N.B., B.K.N.), Department of Internal Medicine (X.Z., A.T., R.S.), Kidney Epidemiology and Cost Center, School of Public Health (A.E., K.H., R.S.), Institute for Healthcare Policy and Innovation (B.K.N.), and Department of Biostatistics, School of Public Health (D.E.S.), University of Michigan, Ann Arbor. Department of Nephrology, Graduate Entry Medical School and Health Research Institute, University of Limerick, Ireland (A.G.S.). Section on Population Health and Prevention Research, University of Virginia, Charlottesville (R.B.). Robert D. and Patricia E. Kern Center for the Science of Health Care Delivery (X.Y., P.A.N., N.D.S.), Department of Health Sciences Research, Division of Health Care Policy and Research (X.Y., N.D.S.), and Department of Cardiovascular Medicine (P.A.N.), Mayo Clinic, Rochester, MN. Dr Siontis' current affiliation is the Department of Cardiovascular Medicine, Mayo Clinic, Rochester, MN.

Acknowledgments

None.

Sources of Funding

The data reported here have been supplied by the USRDS, which is funded by the National Institute of Digestive and Diabetes and Kidney Diseases through National Institutes of Health contract HHSN276201400001C. The interpretation and reporting of these data are the responsibility of the authors and in no way should be seen as an official policy or interpretation of the US government. The funder had no role in the study design, data collection, data analysis, data interpretation, or writing of the report. The study was performed by the Coordinating Center, with the original submitted manuscript approved by National Institute of Digestive and Diabetes and Kidney Diseases. The USRDS Coordinating Center is located at the University of Michigan Kidney Epidemiology and Cost Center, in partnership with Arbor Research Collaborative for Health, Ann Arbor, Michigan. The USRDS director is Rajiv Saran, MD, MRCP, MS, Professor of Medicine and Epidemiology at the University of Michigan. The codeputy directors are Vahakh Shahinian, MD, MS, Associate Professor of Medicine at the University of Michigan, and Bruce Robinson, MD, Vice President, Arbor Research Collaborative for Health. The National Institute of Digestive and Diabetes and Kidney Diseases project officers are Kevin C. Abbott, MD, MPH, and Lawrence Y. C. Agodoa, MD.

Disclosures

None.

REFERENCES

- Bonde AN, Lip GY, Kamper AL, Hansen PR, Lamberts M, Hommel K, Hansen ML, Gislason GH, Torp-Pedersen C, Olesen JB. Net clinical benefit of antithrombotic therapy in patients with atrial fibrillation and chronic kidney disease: a nationwide observational cohort study. *J Am Coll Cardiol*. 2014;64:2471–2482. doi: 10.1016/j.jacc.2014.09.051
- Winkelmayer WC, Patrick AR, Liu J, Brookhart MA, Setoguchi S. The increasing prevalence of atrial fibrillation among hemodialysis patients. *J Am Soc Nephrol*. 2011;22:349–357. doi: 10.1681/ASN.2010050459
- Zimmerman D, Sood MM, Rigatto C, Holden RM, Hiremath S, Clase CM. Systematic review and meta-analysis of incidence, prevalence and outcomes of atrial fibrillation in patients on dialysis. *Nephrol Dial Transplant*. 2012;27:3816–3822. doi: 10.1093/ndt/gfs416
- Shah M, Avgil Tsadok M, Jackevicius CA, Essebag V, Eisenberg MJ, Rahme E, Humphries KH, Tu JV, Behloul H, Guo H, Pilote L. Warfarin use and the risk for stroke and bleeding in patients with atrial fibrillation undergoing dialysis. *Circulation*. 2014;129:1196–1203. doi: 10.1161/CIRCULATIONAHA.113.004777
- Winkelmayer WC, Liu J, Setoguchi S, Choudhry NK. Effectiveness and safety of warfarin initiation in older hemodialysis patients with incident atrial fibrillation. *Clin J Am Soc Nephrol*. 2011;6:2662–2668. doi: 10.2215/CJN.04550511
- Barnes GD, Lucas E, Alexander GC, Goldberger ZD. National Trends in Ambulatory Oral Anticoagulant Use. *Am J Med*. 2015;128:1300.e2–1305.e2. doi: 10.1016/j.amjmed.2015.05.044
- Marzec LN, Wang J, Shah ND, Chan PS, Ting HH, Gosch KL, Hsu JC, Maddox TM. Influence of direct oral anticoagulants on rates of oral anticoagulation for atrial fibrillation. *J Am Coll Cardiol*. 2017;69:2475–2484. doi: 10.1016/j.jacc.2017.03.540
- Connolly SJ, Ezekowitz MD, Yusuf S, Eikelboom J, Oldgren J, Parekh A, Pogue J, Reilly PA, Themeles E, Varrone J, Wang S, Alings M, Xavier D, Zhu J, Diaz R, Lewis BS, Darius H, Diener HC, Joyner CD, Wallentin L; RELY Steering Committee and Investigators. Dabigatran versus warfarin in patients with atrial fibrillation. *N Engl J Med*. 2009;361:1139–1151. doi: 10.1056/NEJMoa0905561
- Patel MR, Mahaffey KW, Garg J, Pan G, Singer DE, Hacke W, Breithardt G, Halperin JL, Hankey GJ, Piccini JP, Becker RC, Nessel CC, Paolini JF, Berkowitz SD, Fox KA, Califf RM; ROCKET AF Investigators. Rivaroxaban versus warfarin in nonvalvular atrial fibrillation. *N Engl J Med*. 2011;365:883–891. doi: 10.1056/NEJMoa1009638
- Granger CB, Alexander JH, McMurray JJ, Lopes RD, Hylek EM, Hanna M, Al-Khalidi HR, Ansell J, Atar D, Avezum A, Bahit MC, Diaz R, Easton JD, Ezekowitz JA, Flaker G, Garcia D, Geraldes M, Gersh BJ, Golitsyn S, Goto S, Hermosillo AG, Hohnloser SH, Horowitz J, Mohan P, Jansky P, Lewis BS, Lopez-Sendon JL, Pais P, Parkhomenko A, Verheugt FW, Zhu J, Wallentin L; ARISTOTLE Committees and Investigators. Apixaban versus warfarin in patients with atrial fibrillation. *N Engl J Med*. 2011;365:981–992. doi: 10.1056/NEJMoa1107039
- Giugliano RP, Ruff CT, Braunwald E, Murphy SA, Wiviott SD, Halperin JL, Waldo AL, Ezekowitz MD, Weitz JI, Spinar J, Ruzyllo W, Ruda M, Kortsune Y, Betcher J, Shi MG, Grip LT, Patel SP, Patel I, Hanyok JJ, Mercuri M, Antman EM, Steinwender C, Kypta A, Duray GZ, Vamos M, Ritter P, Bordachar P, Lloyd M, El Chami M, Omar R, Hussain A, Girbau JLM, Tolosana JM, Morgan JM, Roberts P, De Groot JR, Tjong FVY, Boersma LVA, Soejima K, Sato T, Bongiorni MG, Soldati E, Hummel J, Augustini R, Chinitz L, Love C, Neuzil P, Reddy V, Simmers TA, Bracke FAL, Sagi V, Lee S, Gornick C, Remole S, Sra J, Nangia V, Shehata M, Sverdlow C, Schoenhard J, Milstein S, Voigt A, Saba S, Bernabei M, Bansal S, Reynolds D, Stavrakis S; Investigators EA-T. Edoxaban versus warfarin in patients with atrial fibrillation. *New Engl J Med*. 2013;369:2093–2104.
- January CT, Wann LS, Alpert JS, Calkins H, Cigarroa JE, Cleveland JC Jr, Conti JB, Ellinor PT, Ezekowitz MD, Field ME, Murray KT, Sacco RL, Stevenson WG, Tchou PJ, Tracy CM, Yancy CW; ACC/AHA Task Force Members. 2014 AHA/ACC/HRS Guideline for the management of patients with atrial fibrillation: a report of the American College of Cardiology/American Heart Association Task Force on practice guidelines and the Heart Rhythm Society. *Circulation*. 2014;130:e199–e267. doi: 10.1161/CIR.0000000000000041

13. Heidebuchel H, Verhamme P, Alings M, Antz M, Diener HC, Hacke W, Oldgren J, Sinnaeve P, Camm AJ, Kirchhof P. Updated European Heart Rhythm Association Practical Guide on the use of non-vitamin K antagonist anticoagulants in patients with non-valvular atrial fibrillation. *Europace*. 2015;17:1467–1507. doi: 10.1093/europace/euv309
14. Kirchhof P, Benussi S, Kotecha D, Ahlsson A, Atar D, Casadei B, Castella M, Diener HC, Heidbuchel H, Hendriks J, Hindricks G, Manolis AS, Oldgren J, Popescu BA, Schotten U, Van Putte B, Vardas P, Agewall S, Camm J, Baron Esquivias G, Budts W, Carerj S, Casselman F, Coca A, De Caterina R, Deftereos S, Dobrev D, Ferro JM, Filippatos G, Fitzsimons D, Gorenek B, Guenoun M, Hohnloser SH, Kolh P, Lip GY, Manolis A, McMurray J, Ponikowski P, Rosenhek R, Ruschitzka F, Savelieva I, Sharma S, Suwalski P, Tamargo JL, Taylor CJ, Van Gelder IC, Voors AA, Windecker S, Zamorano JL, Zeppenfeld K. 2016 ESC Guidelines for the management of atrial fibrillation developed in collaboration with EACTS. *Eur Heart J*. 2016;37:2893–2962.
15. Chan KE, Edelman ER, Wenger JB, Thadhani RI, Maddux FW. Dabigatran and rivaroxaban use in atrial fibrillation patients on hemodialysis. *Circulation*. 2015;131:972–979. doi: 10.1161/CIRCULATIONAHA.114.014113
16. Bengtson LG, Kucharska-Newton A, Wruck LM, Loehr LR, Folsom AR, Chen LY, Rosamond WD, Duval S, Lutsey PL, Stearns SC, Sueta C, Yeh HC, Fox E, Alonso A. Comparable ascertainment of newly-diagnosed atrial fibrillation using active cohort follow-up versus surveillance of centers for medicare and medicaid services in the atherosclerosis risk in communities study. *PLoS One*. 2014;9:e94321. doi: 10.1371/journal.pone.0094321
17. Siontis KC, Yao X, Gersh BJ, Noseworthy PA. Direct oral anticoagulants in patients with atrial fibrillation and valvular heart disease other than significant mitral stenosis and mechanical valves: a meta-analysis. *Circulation*. 2017;135:714–716. doi: 10.1161/CIRCULATIONAHA.116.026793
18. Cunningham A, Stein CM, Chung CP, Daugherty JR, Smalley WE, Ray WA. An automated database case definition for serious bleeding related to oral anticoagulant use. *Pharmacoepidemiol Drug Saf*. 2011;20:560–566. doi: 10.1002/pds.2109
19. Yao X, Shah ND, Sangaralingham LR, Gersh BJ, Noseworthy PA. Non-vitamin K antagonist oral anticoagulant dosing in patients with atrial fibrillation and renal dysfunction. *J Am Coll Cardiol*. 2017;69:2779–2790. doi: 10.1016/j.jacc.2017.03.600
20. Hansen BB. The prognostic analogue of the propensity score. *Biometrika*. 2008;95:481–488.
21. Pfeiffer RM, Riedl R. On the use and misuse of scalar scores of confounders in design and analysis of observational studies. *Stat Med*. 2015;34:2618–2635. doi: 10.1002/sim.6467
22. Li Y, Schaubel DE, He K. Matching methods for obtaining survival functions to estimate the effect of a time-dependent treatment. *Stat Biosci*. 2014;6:105–126. doi: 10.1007/s12561-013-9085-x
23. Chang SH, Chou IJ, Yeh YH, Chiou MJ, Wen MS, Kuo CT, See LC, Kuo CF. Association between use of non-vitamin K oral anticoagulants with and without concurrent medications and risk of major bleeding in nonvalvular atrial fibrillation. *JAMA*. 2017;318:1250–1259. doi: 10.1001/jama.2017.13883
24. Yao X, Abraham NS, Sangaralingham LR, Bellolio MF, McBane RD, Shah ND, Noseworthy PA. Effectiveness and safety of dabigatran, rivaroxaban, and apixaban versus warfarin in nonvalvular atrial fibrillation. *J Am Heart Assoc*. 2016;5:e003725.
25. Proietti M, Romanazzi I, Romiti GF, Farcomeni A, Lip GYH. Real-world use of apixaban for stroke prevention in atrial fibrillation: a systematic review and meta-analysis. *Stroke*. 2018;49:98–106. doi: 10.1161/STROKEAHA.117.018395
26. Wang X, Tirucherai G, Marbury TC, Wang J, Chang M, Zhang D, Song Y, Pursley J, Boyd RA, Frost C. Pharmacokinetics, pharmacodynamics, and safety of apixaban in subjects with end-stage renal disease on hemodialysis. *J Clin Pharmacol*. 2016;56:628–636. doi: 10.1002/jcph.628
27. Hohnloser SH, Hijazi Z, Thomas M, Alexander JH, Amerena J, Hanna M, Keltai M, Lanas F, Lopes RD, Lopez-Sendon J, Granger CB, Wallentin L. Efficacy of apixaban when compared with warfarin in relation to renal function in patients with atrial fibrillation: insights from the ARISTOTLE trial. *Eur Heart J*. 2012;33:2821–2830. doi: 10.1093/eurheartj/ehs274
28. Larsen TB, Skjøth F, Nielsen PB, Kjældgaard JN, Lip GY. Comparative effectiveness and safety of non-vitamin K antagonist oral anticoagulants and warfarin in patients with atrial fibrillation: propensity weighted nationwide cohort study. *BMJ*. 2016;353:i1819.
29. Forslund T, Wettermark B, Andersen M, Hjemdahl P. Stroke and bleeding with non-vitamin K antagonist oral anticoagulant or warfarin treatment in patients with non-valvular atrial fibrillation: a population-based cohort study. *Europace*. 2018;20:420–428. doi: 10.1093/europace/euw416
30. Nielsen PB, Skjøth F, Søgaard M, Kjældgaard JN, Lip GY, Larsen TB. Effectiveness and safety of reduced dose non-vitamin K antagonist oral anticoagulants and warfarin in patients with atrial fibrillation: propensity weighted nationwide cohort study. *BMJ*. 2017;356:j510.
31. Chan KE, Lazarus JM, Thadhani R, Hakim RM. Anticoagulant and antiplatelet usage associates with mortality among hemodialysis patients. *J Am Soc Nephrol*. 2009;20:872–881. doi: 10.1681/ASN.2008080824
32. Van Der Meersch H, De Bacquer D, De Vriese AS. Vitamin K antagonists for stroke prevention in hemodialysis patients with atrial fibrillation: A systematic review and meta-analysis. *Am Heart J*. 2017;184:37–46. doi: 10.1016/j.ahj.2016.09.016
33. O'Brien EC, Holmes DN, Thomas LE, Fonarow GC, Allen LA, Gersh BJ, Kowey PR, Singer DE, Ezekowitz MD, Naccarelli GV, Ansell JE, Chan PS, Mahaffey KW, Go AS, Freeman JV, Reiffel JA, Peterson ED, Piccini JP, Hylek EM. Prognostic significance of nuisance bleeding in anticoagulated patients with atrial fibrillation. *Circulation*. 2018. doi: 10.1161/CIRCULATIONAHA.117.031354
34. Yao X, Abraham NS, Alexander GC, Crown W, Montori VM, Sangaralingham LR, Gersh BJ, Shah ND, Noseworthy PA. Effect of adherence to oral anticoagulants on risk of stroke and major bleeding among patients with atrial fibrillation. *J Am Heart Assoc*. 2016;5:e003074.
35. Borne RT, O'Donnell C, Turakhia MP, Varosy PD, Jackevicius CA, Marzec LN, Masoudi FA, Hess PL, Maddox TM, Ho PM. Adherence and outcomes to direct oral anticoagulants among patients with atrial fibrillation: findings from the Veterans Health Administration. *BMC Cardiovasc Disord*. 2017;17:236. doi: 10.1186/s12872-017-0671-6
36. Chan PH, Huang D, Yip PS, Hai J, Tse HF, Chan TM, Lip GY, Lo WK, Siu CW. Ischaemic stroke in patients with atrial fibrillation with chronic kidney disease undergoing peritoneal dialysis. *Europace*. 2016;18:665–671. doi: 10.1093/europace/euv289